

HIRAGANA EXERCISES

A LINE あいうえお & K LINE かきくけこ

Activity 1

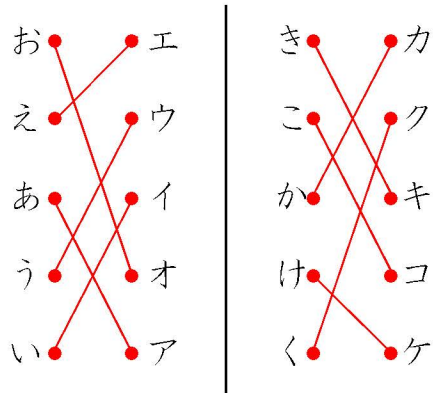
You should now be able to read and write the characters below.

- A. Try reading them aloud, repeat them until the sounds come fluently.
- B. Write them in romaji.

え	い	う	お	あ	く	こ	か	け	き
e	i	u	o	a	ku	ko	ka	ke	ki

Activity 2

- A. Match the hiragana character to the katakana character with the same sound.
- B. Write the following words into hiragana.



Rain	あめ	Umbrella	かさ
House	いえ	North	きた
Sea	うみ	Car	くるま
Station	えき	Bamboo	たけ
Sound	おと	Here	ここ

Activity 3

- A. Read these words, and write their romaji and meaning.

あか	aka	red	いち	ichi	one
あし	ashi	leg	かぞく	kazoku	family
いぬ	inu	dog	きょう	kyou	today
うえ	ue	above	くすり	kusuri	medicine
なまえ	namae	names	けいさつ	keisatsu	police
おんな	onna	woman	ことば	kotoba	words

HIRAGANA EXERCISES

A LINE あいうえお & **K LINE** かきくけこ

Activity 3

B. Read the following words in hiragana, and pick out the ones which mean "Today" and "Name." Then write all the words out in romaji.

くだもの	きょう	かいわ	おんな
kudamono	kyou	kaiwa	onna
なまえ	うれしい	いいえ	あいさつ
namae	ureshii	ie	aisatsu

Activity 4

A. Fill in each space with the appropriate Hiragana to make words.

- | | |
|---------------------------|--------------------------------|
| 1. <u>い</u> たい (Pain) | 6. <u>く</u> らい (About) |
| 2. <u>お</u> とな (Adult) | 7. <u>き</u> こん (Married) |
| 3. <u>う</u> れしい (Happy) | 8. <u>こ</u> ども (Children) |
| 4. <u>え</u> いご (English) | 9. <u>け</u> いひ (Expense) |
| 5. <u>あ</u> した (Tomorrow) | 10. <u>か</u> いわ (Conversation) |

う	え	い	お	あ	く	か	こ	け	き
---	---	---	---	---	---	---	---	---	---

B. Write the following words in Hiragana.

- | | |
|-------------------------------------|--------------------------------------|
| 1. kurai (Dark) <u>くらい</u> | 6. umi (Sea) <u>うみ</u> |
| 2. keisatsu (Police) <u>けいさつ</u> | 7. akarui (Bright) <u>あかるい</u> |
| 3. keshiki (Scenery) <u>けしき</u> | 8. isha (Doctor) <u>いしゃ</u> |
| 4. koukou (High school) <u>こうこう</u> | 9. arigatou (Thank You) <u>ありがとう</u> |
| 5. urusai (Noisy) <u>うるさい</u> | 10. kotae (Answer) <u>こたえ</u> |

HIRAGANA EXERCISES

A LINE あいうえお & K LINE かきくけこ

Activity 5

- A. Read the following words in hiragana, and pick out the ones which mean "Tomorrow" and "Always." Then write all the words out in romaji.

こども	いつも	うみ	えいご
kodomo	itsumo	umi	eigo
おとこ	あした	くつ	けが
otoko	ashita	kutsu	kega
あせ	いそぐ	おや	からい
ase	isogu	oya	karai

- B. Circle the English and Japanese romaji words, and then circle the same words in hiragana.

Next time	When	Lie	Adult	From now on
Experience	Chair	Red	Yellow	Autumn
Conversation	Today	Air	Movie	Mouth
Delicious	Face	Desk	Happy	Police

aki	itsu	kao	keisatsu	aka
keiken	kondo	uso	otona	kyou
isu	kuuki	tsukue	kiiro	korekara
kaiwa	oishii	ureshii	eiga	kuchi

あ
か
き
い
そ
け
い
けん
う
そ
い
つ
え
い
が
か
お
か
い
わ
け
い
さ
つ
く
う
き

き
ょ
う
あ
き
う
れ
い
し
ん
ど
い
す
お
い
し
い
お
と
な
つ
く
え
こ
れ
か
ら
ち

HIRAGANA EXERCISES

A LINE あいうえお & K LINE かきくけこ

Activity 6

A. Circle the correct Hiragana words for the Romaji.

- | | | | |
|-----------------------|----------------|----------------|----------------|
| 1 ookii (Big) | a. おあきい | b. おおけい | c. おおきい |
| 2 ginkou (Bank) | a. ぎんこう | b. げんこう | c. ぎんこう |
| 3 kibishii (Strict) | a. きべいし | b. きびしい | c. けびしい |
| 4 iku (to go) | a. いこ | b. いく | c. いこお |
| 5 ichiban (The first) | a. いちばん | b. いちあん | c. いちばん |
| 6 kaisha (Company) | a. かいしゃ | b. かいし | c. かえしゃ |

B. Find the Japanese equivalents of the words listed below in the puzzle. They are lined horizontally. *If you don't know what they mean, we recommend that you review writing practice pages.

1. あいさつ	9. おかあさん	<table border="1" style="border-collapse: collapse; width: 100%; height: 100%;"> <tr><td>こ</td><td>う</td><td>じ</td><td>よ</td><td>う</td><td>る</td><td>さ</td><td>い</td></tr> <tr><td>お</td><td>か</td><td>し</td><td>い</td><td>け</td><td>い</td><td>け</td><td>ん</td></tr> <tr><td>か</td><td>い</td><td>も</td><td>の</td><td>こ</td><td>う</td><td>え</td><td>ん</td></tr> <tr><td>か</td><td>わ</td><td>い</td><td>い</td><td>え</td><td>ん</td><td>ぴ</td><td>つ</td></tr> <tr><td>え</td><td>ら</td><td>ぶ</td><td>く</td><td>う</td><td>こ</td><td>う</td><td>ざ</td></tr> <tr><td>い</td><td>い</td><td>あ</td><td>い</td><td>さ</td><td>つ</td><td>こ</td><td>よ</td></tr> <tr><td>も</td><td>い</td><td>そ</td><td>が</td><td>し</td><td>い</td><td>ん</td><td>が</td></tr> <tr><td>お</td><td>か</td><td>あ</td><td>さ</td><td>ん</td><td>き</td><td>か</td><td>い</td></tr> </table>	こ	う	じ	よ	う	る	さ	い	お	か	し	い	け	い	け	ん	か	い	も	の	こ	う	え	ん	か	わ	い	い	え	ん	ぴ	つ	え	ら	ぶ	く	う	こ	う	ざ	い	い	あ	い	さ	つ	こ	よ	も	い	そ	が	し	い	ん	が	お	か	あ	さ	ん	き	か	い
こ	う		じ	よ	う	る	さ	い																																																										
お	か		し	い	け	い	け	ん																																																										
か	い		も	の	こ	う	え	ん																																																										
か	わ		い	い	え	ん	ぴ	つ																																																										
え	ら		ぶ	く	う	こ	う	ざ																																																										
い	い		あ	い	さ	つ	こ	よ																																																										
も	い		そ	が	し	い	ん	が																																																										
お	か	あ	さ	ん	き	か	い																																																											
2. いそがしい	10. おかしい																																																																	
3. うるさい	11. かいもの																																																																	
4. えらぶ	12. かわいい																																																																	
5. えんぴつ	13. きかい																																																																	
6. くうこう	14. けいけん																																																																	
7. こうえん	15. こうざ																																																																	
8. こうじょう																																																																		

C. Extend your range of vocabulary quite a bit. Try reading and memorizing the Kanji for these words. (Important Kanji for beginners level).

- | | |
|------------------------|--------------------------|
| 1. あした (明日) - Tomorrow | 4. かいもの (買い物) - Shopping |
| 2. きょう (今日) - Today | 5. なに (何) - What |
| 3. あめ (雨) - Rain | 6. ひゃく (百) - Hundred |

HIRAGANA EXERCISES

SLINE さしすせそ & TLINE たちつてと

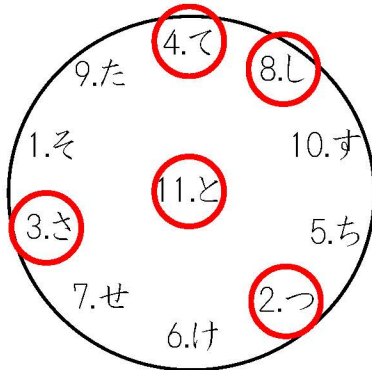
Activity 1

A. Write the following romaji into hiragana.

Romaji	Hiragana	Meaning	Romaji	Hiragana	Meaning
sugoi	すごい	Amazing	soto	そと	Outside
sensei	せんせい	Teacher	souji	そうじ	Cleaning
shima	しま	Island	sore	それ	That
sakana	さかな	Fish	sora	そら	Sky
shigoto	しごと	Work	soshite	そして	Then
sukoshi	すこし	Little	tanoshii	たのしい	Fun
sengetsu	せんげつ	Last month	takai	たかい	High

Activity 2

- A. Circle the hiragana characters for sa, shi, tsu, te, and to.
 B. Find the words in hiragana that mean the same as the English words.
 C. Read the following words, and write their romaji and meaning.



Temple (7)	Eat (8)	Egg (1)	Very (5)
Perhaps (3)	Small (4)	Near (6)	Strong (2)

1. たまご	2. つよい	3. たぶん	4. ちいさい
5. とても	6. ちかく	7. てら	8. たべる

さら	sara	plate	しろ	shiro	white
さい	sai	age	つき	tsuki	moon
すこし	sukoshi	little/few	すべて	subete	everything
さむい	samui	cold (weather)	せまい	samai	narrow

HIRAGANA EXERCISES

S LINE さしすせそ & **T LINE** たちつてと

Activity 3

- A. Try reading them aloud, repeat them until the sounds come fluently.
 B. Write them in romaji.

せ	さ	そ	す	し	て	ち	た	と	つ
se	sa	so	su	shi	te	chi	ta	to	tsu

- C. Test yourself – check that you have learned the S & T lines of Hiragana well by filling in the missing kana.

さ	し	す	せ	そ	た	ち	つ	て	と
---	---	---	---	---	---	---	---	---	---

Activity 4

- A. With the 'S' & 'T' line you can extend your range of vocabulary quite a bit. Try reading these words and filling the missing with the appropriate Hiragana.

しお	【shio】	Salt	うち	【uchi】	House
さいふ	【saifu】	Wallet	きもち	【kimochi】	Feeling
とけい	【tokei】	Clock	しめる	【shimeru】	To close
さいあく	【saiaku】	The worst	つかれた	【tsukareta】	Tired

- B. These are common girl's names in Japan. How would you write them?

Saori Shizuka Tsukasa Chiaki
 さおり しずか つかさ ちあき

- C. Rewrite the following words in the correct order.

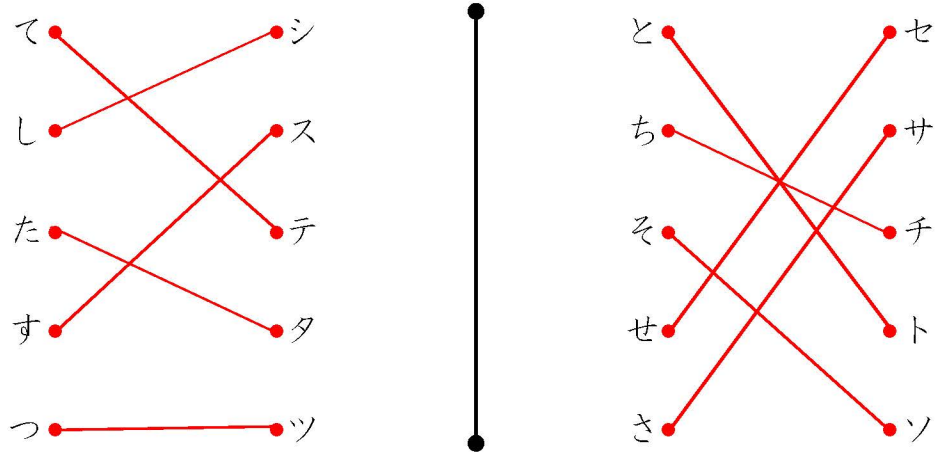
【seito】	Student	といせ	せいと
【tsukue】	Desk	えつく	つくえ
【tegami】	Letter	みてが	てがみ
【deguchi】	Exit	ちでぐ	でぐち

HIRAGANA EXERCISES

SLINE さしすせそ & TLINE たちつてと

Activity 5

A. Match the hiragana character to the katakana character with the same sound.



B. Write the following romaji into hiragana.

san さん 【Three】

chiiki ちいき 【Area】

mise みせ 【Store】

sorede それで 【And so】

shichi しち 【Seven】

tomaru とまる 【to stop】

tegami てがみ 【Letter】

taki たき 【Waterfall】

kyouto きょうと 【Kyoto】

tsuku つく 【to arrive】

subete すべて 【Everything】

tokuni とくに 【Especially】

C. Write the missing characters for the below words.

1. Street	2. Wrist	3. Then	4. Correctly	5. Last month
6. Very	7. Cleaning	8. Nature	9. Menstruation	

とおり 【 1 】

ちゃんと 【 4 】

そうじ 【 7 】

てくび 【 2 】

せんげつ 【 5 】

しぜん 【 8 】

そして 【 3 】

とても 【 6 】

せいり 【 9 】

HIRAGANA EXERCISES

S LINE さしすせそ & **T LINE** たちつてと

Activity 6

A. Complete the following table using the words from the writing practice pages.

English	Romaji	Hiragana
Age	toshi	とし
Plate	sara	さら
Perhaps	tabun	たぶん
Game	shiai	しあい
Egg	tamago	たまご

B. Try to memorize those kanji and write the romaji for hiragana.
(Important Kanji for beginners level). The first one has been done as an example.

1.	さかな	(魚)	Fish	1.	Ex. sakana
2.	たべる	(食べる)	Eat	2.	taberu
3.	すこし	(少し)	little	3.	sukoshi
4.	すき	(好き)	Like	4.	suki
5.	せんえん	(千円)	1,000 yen	5.	sen-en
6.	てんき	(天気)	Weather	6.	tenki

C. Extend your range of vocabulary quite a bit, Circle the correct Hiragana words for the Romaji. (Here are some words not mentioned in the practice pages).

- | | | | | | | | | |
|----|-----------|-----------|-----------|-------|-----------|------|-----------|------|
| 1. | shashin | Picture | a. | しあしん | b. | しゃしん | c. | しゃね |
| 2. | tokidoki | Sometimes | a. | とけどけ | b. | ときとき | c. | ときどき |
| 3. | chikara | Power | a. | ちから | b. | しから | c. | ちかり |
| 4. | tadaima | I'm home | a. | ただえま | b. | ただま | c. | ただいま |
| 5. | tomodachi | Friend | a. | ともだし | b. | ともだち | c. | とまだち |
| 6. | taishikan | Embassy | a. | たいしかん | b. | たしかん | c. | たちかん |

HIRAGANA EXERCISES

NLINE なにぬねの & HLINE はひふへほ

Activity 1

A. Practice reading the following aloud, repeat them until the sounds come fluently.

ね なぬのにへひはふほね なぬのにへ

B. Write the hiragana for this romaji in the boxes

nu	hu	ni	he	no	ha	ne	hi	na	ho
ぬ	ふ	に	へ	の	は	ね	ひ	な	ほ

C. Write the hiragana for this romaji in the boxes.

Name	なまえ	Dog	いぬ	Drink	のむ
Summer	なつ	take off	ぬぐ	get on	のる
Meat	にく	Sleep	ねる	Other	ほか
Japan	にほん	Age	さい	Cat	ねこ

D. Match the following hiragana with their meaning.

1. ながい	2. にかい	3. おかね	4. はさみ	5. ひがし
●	●	●	●	●
●	●	●	●	●
Money	Scissors	Long	Twice	East

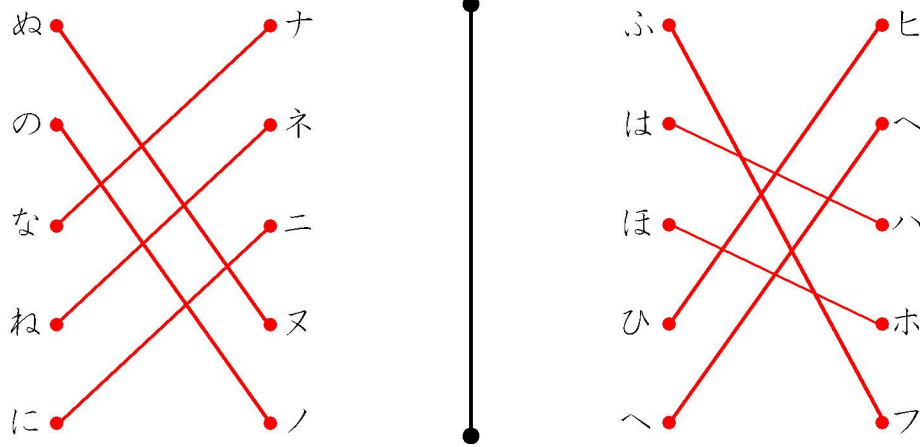
1. ふつう	2. へいじつ	3. ほけん	4. ふく	5. はじめ
●	●	●	●	●
●	●	●	●	●
Insurance	Clothes	Beginning	Weekday	Normal

HIRAGANA EXERCISES

N LINE な に ぬ ね の & H LINE は ひ ふ へ ほ

Activity 2

A. Match the hiragana character to the katakana character with the same sound.



B. Write the following hiragana into romaji.

- | | | |
|----------------------|-------------------------|------------------------|
| 1. あなた <u>anata</u> | 7. はしる <u>hashiru</u> | 13. にほん <u>nihon</u> |
| 2. におい <u>nioi</u> | 8. ひだり <u>hidari</u> | 14. ぬりえ <u>nurie</u> |
| 3. ぬらす <u>nurasu</u> | 9. ふくろ <u>hukuro</u> | 15. ぬすむ <u>nusumu</u> |
| 4. ねだん <u>nedan</u> | 10. へんか <u>henka</u> | 16. ねがい <u>negai</u> |
| 5. のこり <u>nokori</u> | 11. ほしい <u>hoshii</u> | 17. のこす <u>nokosu</u> |
| 6. はいる <u>hairu</u> | 12. ほとんど <u>hotondo</u> | 18. ひみつ <u>himitsu</u> |

C. Test yourself – check that you have learned the first 5 lines of Hiragana well by filling in the missing kana.

あ	<u>い</u>	う	<u>え</u>	お	<u>か</u>	<u>き</u>	く	<u>け</u>	こ
さ	<u>し</u>	す	<u>せ</u>	そ	た	<u>ち</u>	つ	<u>て</u>	と
<u>な</u>	に	<u>ぬ</u>	<u>ね</u>	の	<u>は</u>	ひ	<u>ふ</u>	<u>へ</u>	ほ

HIRAGANA EXERCISES

N LINE なにぬねの & H LINE はひふへほ

Activity 3

A. Write the hiragana letters that correspond to the katakana letters.

ネ	ナ	ノ	ニ	ヌ	ホ	フ	ハ	ヘ	ヒ
ね	な	の	に	ぬ	ほ	ふ	は	へ	ひ

B. Write the missing characters to make the word.

1. (Name)	2. (Japan)	3. (Smell)
な ま え	に ほ ん	に お い
4. (Money)	5. (Shopping)	6. (Spring)
お か ね	か い も の	は る
7. (Hundred)	8. (Deep)	9. (Thin)
ひ や く	ふ か い	ほ そ い

C. Complete the following table using the words from the writing practice pages.

English	Romaji	Hiragana
February	nigatsu	にがつ
Summer	natsu	なつ
landlord	jinushi	じぬし
Peace	heiwa	へいわ
East	higashi	ひがし

HIRAGANA EXERCISES

N LINE なにぬねの & H LINE はひふへほ

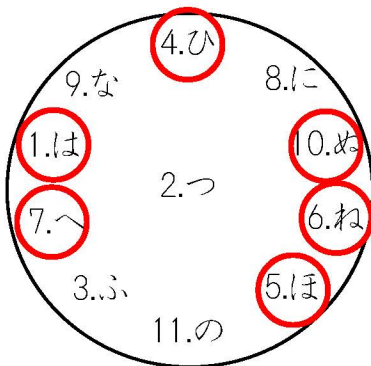
Activity 4

A. Circle the correct Hiragana words for the Romaji. For an extra challenge try reading the Japanese words by covering the romaji.

- | | | | | |
|-------------|-----------------|---------|---------|---------|
| 1. haru | 【Spring】 | a. はる | b. はろ | c. はり |
| 2. haisha | 【Dentist】 | a. はしゃ | b. はいし | c. はいしゃ |
| 3. haizara | 【Ashtray】 | a. はいざり | b. はいぜら | c. はいざら |
| 4. furusato | 【Hometown】 | a. ふろさと | b. ふるさと | c. ふさと |
| 5. ane | 【Older sister】 | a. あぬ | b. あね | c. あの |
| 6. ani | 【Older brother】 | a. あね | b. あにい | c. あに |

B. Find the words in hiragana that mean the same as the English words.

C. Circle the hiragana characters for nu, ne, hi, he, ha and ho.



West (2)	Brain (4)	Inside (1)	Vomit (8)
Snake (7)	Fever (3)	Sunset (5)	Winter (6)

1. なか	2. にし	3. ねつ	4. のう
5. ひぐれ	6. ふゆ	7. へび	8. はく

D. Try to memorize those kanji (Important Kanji for beginners level).

- | | | | | | |
|------------------|----|---------------------|--------------|----|--------|
| 1. にほん (nihon) | 日本 | Japan | 4. のむ (nomu) | 飲む | Drink |
| 2. にがつ (nigatsu) | 二月 | February | 5. みせ (mise) | 店 | Store |
| 3. ふつか (futsuka) | 二日 | 2 nd day | 6. はは (haha) | 母 | Mother |

HIRAGANA EXERCISES

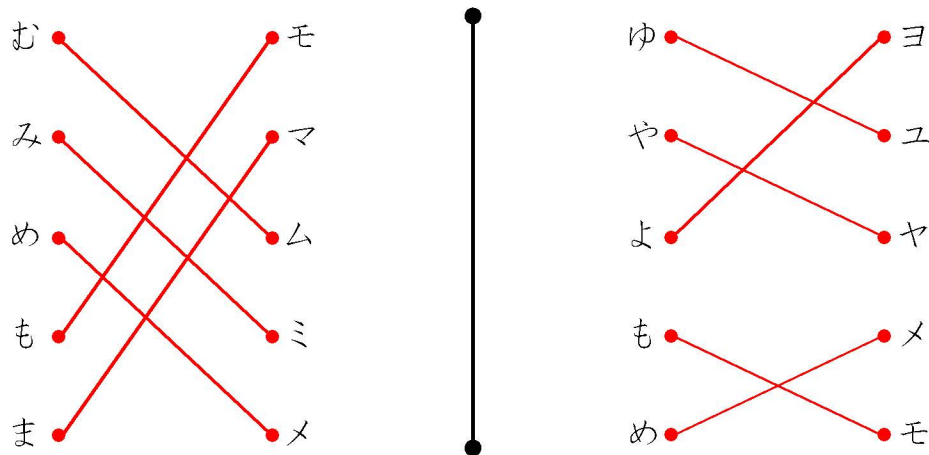
M LINE ま み む め も & Y LINE や ゆ よ

Activity 1

- A. Try reading them aloud, repeat them until the sounds come fluently.
 B. Write them in romaji.

め	み	も	ま	む	ゆ	や	よ	み	む
me	mi	mo	ma	mu	yu	ya	yo	mi	mu

- C. Match the hiragana character to the katakana character with the same sound.



- D. Write the following romaji into hiragana.
 ■ For an extra challenge try to cover the romaji.

yasashii <u>やさしい</u> 【Kind】	musuko <u>むすこ</u> 【Son】
minami <u>みなみ</u> 【South】	yowai <u>よわい</u> 【Weak】
megane <u>めがね</u> 【Glasses】	moufu <u>もうふ</u> 【Blanket】
monku <u>もんく</u> 【Complaint】	yuugata <u>ゆうがた</u> 【Evening】
musume <u>むすめ</u> 【Daughter】	yotei <u>よてい</u> 【Schedule】
mainichi <u>まいにち</u> 【Every day】	yasai <u>やさい</u> 【Vegetables】

HIRAGANA EXERCISES

M LINE ま み む め も & Y LINE や ゆ よ

Activity 2

A. Read below hiragana words, and write their romaji and meaning.

Hiragana	Romaji	Meaning	Hiragana	Romaji	Meaning
つめ	tsume	nail	みぎ	migi	right
もうふ	mouhu	blanket	ゆ	yu	hot water
やっと	yatto	at last	やま	yama	mountain
ゆびわ	yubiwa	ring	もの	mono	thing/object
みらい	mirai	future	まじめ	majime	serious
むいか	muika	six days	よなか	yonaka	midnight
まいつき	maitsuki	monthly/every month	やすみ	yasumi	holiday/rest

B. Circle the correct Hiragana words for the Romaji.

- | | | | | |
|----------|-----------------------|--------------|---------------|--------------|
| 1. memai | 【Dizzy】 | a. みまい | b. めまい | c. ぬまい |
| 2. mata | 【Again】 | a. まだ | b. まで | c. また |
| 3. mune | 【Chest】 | a. むね | b. むに | c. もね |
| 4. yume | 【Dream】 | a. やめ | b. ゆめ | c. ゆみ |
| 5. mado | 【Window】 | a. まと | b. まどう | c. まど |
| 6. mikka | 【3 rd day】 | a. めっか | b. みっか | c. みか |

D. Write the hiragana for these given names.

Mayumi	Yumi	Yoriko	Yasuhiko
<u>まゆみ</u>	<u>ゆみ</u>	<u>よりこ</u>	<u>やすひこ</u>
Yuriko	Mei	Aya	Mika
<u>ゆりこ</u>	<u>めい</u>	<u>あや</u>	<u>みか</u>

HIRAGANA EXERCISES

M LINE ま み む め も & Y LINE や ゆ よ

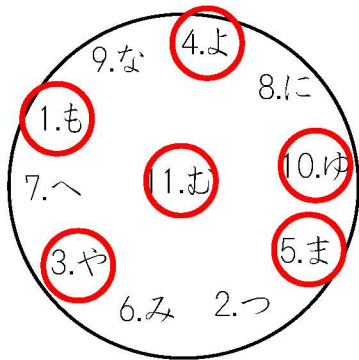
Activity 3

A. Fill in each space with the appropriate Hiragana to make words.

- | | |
|--------------------------|------------------------|
| 1. <u>ま</u> え (Before) | 6. <u>や</u> く (Grill) |
| 2. <u>み</u> み (Ears) | 7. <u>ゆ</u> での (Boile) |
| 3. <u>む</u> し (Insect) | 8. <u>よ</u> む (Read) |
| 4. <u>め</u> ど (Aim) | 9. <u>よ</u> る (Night) |
| 5. <u>も</u> ぐる (to dive) | 10. <u>や</u> ぎ (Goat) |

も	め	よ	や	み	ゆ	ま	む
---	---	---	---	---	---	---	---

- B. Find the words in hiragana that mean the same as the English words.
 C. Circle the hiragana characters for ya, yu, yo, mo, ma and mu.



Water (3)	Beside (7)	Beautiful (5)	Someday (1)
Car (8)	Open (2)	Hold (6)	Long time (4)

1. いくつか	2. あける	3. みず	4. おかし
5. きれい	6. もつ	7. よこ	8. くるま

D. Write the hiragana for these surnames names.

Yamamoto	Yamaha	Yamashita	Fujiyama
<u>やまもと</u>	<u>やまは</u>	<u>やました</u>	<u>ふじやま</u>

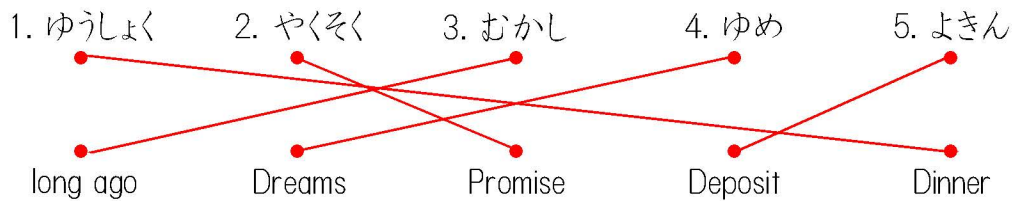
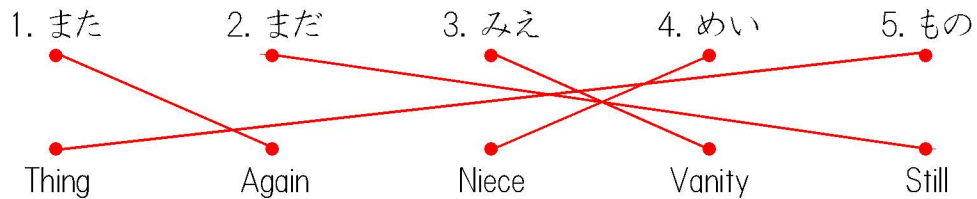
❖ As you can see there are lots of names with **Yama**. This means mountain in Japanese and its wide use in names reflects the many mountains in Japan.

HIRAGANA EXERCISES

M LINE ま み む め も & Y LINE や ゆ よ

Activity 4

A. Match the following hiragana with their meaning.



B. Write the hiragana letters that correspond to the katakana letters.

ム	モ	マ	メ	ミ	ヨ	ユ	ヤ
む	も	ま	め	み	よ	ゆ	や

C. Try to memorize those kanji (Important Kanji for beginners level).

- | | |
|--------------------------|-------------------------------|
| 1. みず (mizu) 水 Water | 4. くるま (kuruma) 車 Car |
| 2. きょう (kyou) 今日 Today | 5. やま (yama) 山 Mountain |
| 3. こども (kodomo) 子供 Child | 6. みる (miru) 見る to see ; Look |

D. Reading Practice

やすい	よこはま	はやい	おはよう	やまもと	にちようび	やさしい
yasui	yokohama	hayai	ohayou	yamamoto	nichiyoubi	yasashii

HIRAGANA EXERCISES

R LINE らりるれろ & W LINE わをん

Activity 1

A. Match the hiragana character to the katakana character with the same sound.

B. Match the following hiragana with their meaning.

1. いつから	2. りゆう	3. する	4. おしゃれ	5. いろ
●	●	●	●	●
Color	To do	Stylish	Reason	From when

1. わがまま	2. われる	3. わすれる	4. ろば	5. くもり
●	●	●	●	●
to forget	Cloudy	Selfish	Donkey	Broke

C. Test yourself – Check that you have learned the R & W lines of Hiragana well.

ら	り	る	れ	ろ	わ	を	ん
---	---	---	---	---	---	---	---

HIRAGANA EXERCISES

R LINE らりるれろ & W LINE わをん

Activity 2

A. Write the following romaji into hiragana and their meaning.

Romaji	Hiragana	Meaning	Romaji	Hiragana	Meaning
kusuri	くすり	medicine	ureshii	うれしい	happy
raishuu	らいしゅう	next week	renraku	れんらく	contact
raigetsu	らいげつ	next month	iroiro	いろいろ	various
ringo	りんご	apple	ushiro	うしろ	back/behind
aruku	あるく	walk	wakai	わかい	young
furui	ふるい	old	watashi	わたし	me/I

B. Read these words, and write their romaji and meaning.

はら	<u>hara</u>	<u>stomach</u>	ごはん	<u>gohan</u>	<u>meal/cooked rice</u>
ろく	<u>roku</u>	<u>six</u>	きいろ	<u>kiiro</u>	<u>yellow</u>
れきし	<u>rekishi</u>	<u>history</u>	わかる	<u>wakaru</u>	<u>be known/be understood</u>
あける	<u>akeru</u>	<u>open</u>	でんしゃ	<u>densha</u>	<u>electric train</u>
いりぐち	<u>iriguchi</u>	<u>entrance</u>	あんぜん	<u>anzen</u>	<u>safety</u>

C. Complete the following table using the words from the writing practice pages.

English	Romaji	Hiragana
plate	sara	さら
Candle	rousoku	ろうそく
apple	ringo	りんご
me/I	watashi	わたし
hello	konnichiwa	こんにちは

HIRAGANA EXERCISES

R LINE らりるれろ & W LINE わをん

Activity 4

- There are no hiragana symbols for wi, wu, or we.
- を is the particle o or wo. It is only used after a word, to mark the object of the sentence. Check practice page for wo.
- ん is the only syllable which does not contain a vowel sound. It can be used at the end or in the middle of a word.

を Example:

にほんごをべんきょうします。

Nihongo **wo** benkyou shimasu.

I study Japanese.

- B. Practice reading the following words aloud, then rewrite them.

こんにちは	【Hello】	こんにちは	konnichiwa
こわい	【Scary】	こわい	kowai
あさごはん	【Breakfast】	あさごはん	asagohan
わかりました	【Understood】	わかりました	wakarimashita
かいわ	【Conversation】	かいわ	kaiwa
わかりません	【I do not understand】	わかりません	wakarimasen

- C. Try to memorize those kanji (Important Kanji for beginners level).

1.	き (木)	Tree	(ki) 木
2.	ふるい (古い)	Old (Things)	(furu) 古い
3.	ろく (六)	Six	(roku) 六
4.	でんしゃ (電車)	Electric train	(densha) 電車

HIRAGANA EXERCISES

DAKUTEN AND HANDAKUTEN

K line (ka ki ku ke ko) + ten ten “ is	G line ga gi gu ge go
S line (sa shi su se so) + ten ten “ is	Z line za zi <ji> zu ze zo
T line (ta chi tsu te to) + ten ten “ is	D line da di <ji> du de do
H line (ha hi fu he ho) + ten ten “ is	B line ba bi bu be bo
H line (ha hi fu he ho) + maru O is	P line pa pi pu pe po

Activity 1 Test yourself by writing the correct hiragana:

Ga	が	Za	ざ	Do	ど	Go	ご	Pe	ぺ
Da	だ	Zi(ji)	じ	Gi	ぎ	Zo	ぞ	Po	ぽ
Pa	ぱ	De	で	Gu	ぐ	Ba	ば	Ge	げ
Zu	ず	Bi	び	Be	べ	Pi	ぴ	Di(ji)	ぢ
Ze	ぜ	Bu	ぶ	Pu	ぷ	Du	づ	Bo	ぼ

Activity 2 Practice reading the following words aloud. and write their meanings.

かくせい	Students	かぎ	Key	わかりました	Understood
がっこう	School	いりぐち	Entrance	げつようび	Monday
ぎんこう	Bank	およぐ	Swim	ごみ	Garbage
ぎゅうにく	Beef	げんきん	Cash	ごかい	5 times

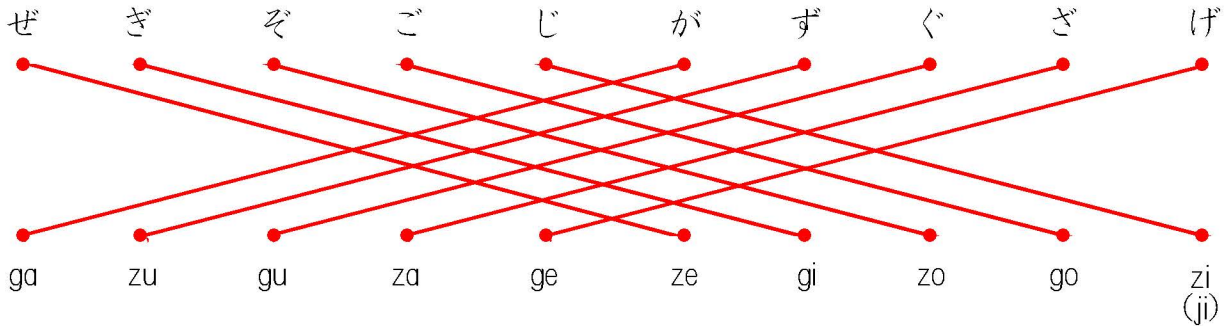
Activity 3 Now write the following romaji into hiragana.

gatsu がつ pan ぱん jishin じしん denchi でんち terebi テレビ
 kagami かがみ guai ぐあい zubon ズボン doyou どようび bunka ぶんか
 demo でも genki げんき zenbu ぜんぶ basho ばしょ kibou きぼう
 migi みぎ kouza こうざ daiji だいじ byouin びょういん kabe かべ
 kanpeki かんぺき benkyou べんきょう enpitsu えんぴつ ippai いっぱい ippun いっぶん

HIRAGANA EXERCISES

Dakuten And Handakuten Hiragana Rules

Activity 4 Match the hiragana character to their pronunciation in romaji.



Activity 4 Write the **hiragana** character to the below katakana characters with the same sound.

g-line	ガ	ギ	グ	ゲ	ゴ
	が	ぎ	ぐ	げ	ご
z-line	ザ	ジ	ズ	ゼ	ゾ
	ざ	じ	ず	ぜ	ぞ
d-line	ダ	ヂ	ヅ	デ	ド
	だ	ぢ	づ	で	ど
b-line	バ	ビ	ブ	ベ	ボ
	ば	び	ぶ	べ	ぼ
p-line	パ	ピ	プ	ペ	ポ
	ぱ	ぴ	ぷ	ぺ	ぽ

✓ **Review** **Awesome!** **Excellent!** **Good!** **Average!** **Poor!**

Note:

HIRAGANA EXERCISES

っ - Small Tsu つ Hiragana Rules

The normal tsu つ, and the small tsu っ, which is smaller. You can notice this in hiragana in words like mittsu みっつ, "three," and in katakana in words like nattsu ナッツ you can create a double consonant (non-vowel) letter.

When reading out a word with a small つ you don't say the つ but instead leave a small pause or gap.

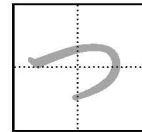
Let's look at some examples:

Kekkon	- Married	(けっこん)
Motto	- More	(もっと)
Happa	- Leaf	(はっぱ)
Gakkou	- School	(がっこう)
kitte	- Stamp	(きって)

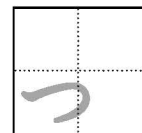
がんばってください。
 You will be able to read this!
 It means 'Do your best'.

Activity 1 Now try some yourself:

yokka	4th Day	よ	っ	か
matte	Wait	ま	っ	て
zutto	By far	ず	っ	と
otto	Husband	お	っ	と
kippu	Ticket	き	っ	ぷ
mikka	3th Day	み	っ	か
nikki	Diary	に	っ	き
zasshi	Magazine	ざ	っ	し
itte	Say it	い	っ	て



Example of regular "tsu"



Example of small "tsu"

Activity 2 try writing the following classroom instructions:

1. Please stand up. (tatte kudasai) たってください(立ってください)。
2. Please have a seat. (suwatte kudasai) すわってください(座ってください)。
3. Please say (itte kudasai) いってください(言ってください)。

HIRAGANA EXERCISES

Additional Sounds Youon Hiragana Rules (COMBINED CHARACTERS)

When you write these combinations you must always write や、ゆ or よ smaller than the character with which they are combined.

Activity 1 Practice writing them in the boxes below.

き	kya	きや	kyu	きゆ	kyo	きよ
ぎ	gya	ぎや	gyu	ぎゆ	gyo	ぎよ
し	sha	しや	shu	しゆ	sho	しよ
じ	ja	じや	ju	じゆ	jo	じよ
ち	cha	ちや	chu	ちゆ	cho	ちよ
に	nya	にや	nyu	にゆ	nyo	によ
ひ	hya	ひや	hyu	ひゆ	hyo	ひよ
び	bya	びや	byu	びゆ	byo	びよ
み	mya	みや	myu	みゆ	myo	みよ
り	rya	りや	ryu	りゆ	ryo	りよ

✓ **Review** **Awesome!** **Excellent!** **Good!** **Average!** **Poor!**

Note:

HIRAGANA EXERCISES

Additional Sounds Youon Hiragana Rules (COMBINED CHARACTERS)

Activity 2

Try writing the following words using the special hiragana rules we have learned so far.
For an extra challenge try to write the words by covering the Hiragana.

English	Hiragana	Rewrite here
Travel	りょこう	りょこう
Cooking	りょうり	りょうり
Study	べんきょう	べんきょう
Train	でんしゃ	でんしゃ
Kyoto	きょうと	きょうと
Beef	ぎゅうにく	ぎゅうにく
Doctor	いしゃ	いしゃ
Cucumber	きゅうり	きゅうり
Japan	にほん	にほん
Milk	ぎゅうにゅう	ぎゅうにゅう
Three hundred	さんびゃく	さんびゃく
Butterfly	ちょう	ちょう
Sick	びょうき	びょうき
Guest	きゃく	きゃく
Bike	じてんしゃ	じてんしゃ
Middle school	ちゅうがっこう	ちゅうがっこう
Photo	しゃしん	しゃしん

✓ **Review** **Awesome!** **Excellent!** **Good!** **Average!** **Poor!**

Note:

HIRAGANA EXERCISES

Additional Sounds Youon Hiragana Rules (COMBINED CHARACTERS)

Activity 3

Circle the correct Hiragana (Youon) for the Romaji.

1. GYA

- びゃ ぎゃ
- じゃ ▪ ぎゅ

2. GYU

- ぎょ ▪ じゅ
- びょ ぎゅ

3. GYO

- ぎょ ▪ びょ
- びょ ▪ じょ

4. BYO

- ぎょ ▪ みょ
- じょ びょ

5. JA

- びゃ ▪ ぎゃ
- じゃ ▪ ぴゃ

6. BYA

- じゃ ▪ みゃ
- びゃ ▪ ぎゃ

7. PYO

- ひょ ▪ ぎゃ
- ぴょ ▪ ぴゃ

8. PYU

- ひゅ ▪ みょ
- ひょ ▪ びょ

✓ Review Awesome! Excellent! Good! Average! Poor!

Note: